

ARMY PUBLIC SCHOOL, CHANDIMANDIR
SESSION: 2024-2025
SUMMER HOLIDAYS HOME WORK
CLASS-I



1. Student's must make productive use of their vacation by learning new skills.
2. Eat healthy, stay hydrated and protect themselves from sun stroke.
3. Build the habit of reading.
4. Set up a daily routine

Note: Take the printout of the given worksheets on A4 sheet and Complete it.

English

- 1) Revise all the work done in the book and note book till 24thMay.
- 2) Complete the pending work , if any.
- 3) Daily read one page from the main course book.
- 4) Do page no 6,7,8 and 9 from Grammar Trove Booklet (attached in Grammar Trove book).
- 5) Learn and write the following words (5times) in a rough notebook.

1. this	11. friends	21.walk
2. him	12. smile	22.fly
3. sour	13. lunch	23.saw
4. those	14. drink	24. should
5. what	15 climb	25.whole
6. were	16. that	26.garden
7. habit	17. her	27.when
8. run	18. where	28.could
9. ate	19. laugh	29.holiday
10. half	20. jump	30.sapling

ACTIVITY

Note :-Take the printouts of the given worksheets on A4 sheet and solve them.

SUBJECT – ENGLISH


WORKSHEET -1

MAX.MARKS-7

NAME _____

CLASS 1 _____

MY GRANDPARENTS




- Colour the given picture and write favourite things about grandparents in the space provided below:

1) food- _____ 3) colour- _____

2) place - _____ 4) activity _____

- Colour the tree and write any four things that we get from it in the given boxes:



Q1. Circle the vowels from the given letters:

r u k o i h e

Q2. Fill in the blanks with the help of the correct blends given in the help box:

sh , pl , tr

i. ____ _ u c k



ii. ____ _ e e p



Q3. Underline the special names from the naming words given below:

Abha park Taj Mahal school

Q4. Colour the boxes that have naming words written in them:

doctor

sleep

cow

hop

Q5. Put a tick for the group of words which are sentences:

i. My mother is

ii. The Sun hot.

iii. We are going to the park.

Q6. Write two capital letter words with the given alphabet:

P - _____

नाम - _____

कक्षा & सेक्शन _____


क) चित्र देख कर पहला अक्षर लिखो ।



___ बूतर




___ र



VectorStock

VectorStock.com/2498322

___ ल



___ छली



VectorStock

___ तरी

ख) दिए गए शब्दों के उलटे अर्थ लिखो ।

- 1) काला -
- 2) ऊपर -
- 3) मोटा -
- 4) आगे -
- 5) रात -

ग) दिए गए शब्दों को सही जगह पर लिखो ।

चूहा, बैल, मौसा, हिरन, चाची, चुहिया, मौसी, गाय, हिरनी, चाचा

लड़का

लड़की

- 1.
- 2.
- 3.
- 4.
- 5.

घ) कविता “ पराँठा आलू का “ याद करो | कक्षा में करवाया गया कार्य पूरा करो व उसे याद करो |

Maths

- Write and learn number names 1 to 50 (on A4 sheet)

Number	Number Name	Number	Number Name
1	One	11	Eleven
2	Two	12	Twelve
3	Three	13	Thirteen

- Revise all the work done in book and notebook. Complete all pending work done in book (Page No 1-49 and 143-149) and notebook.
- Maths book : Do Pages 56,57 &58 in the book only.
- Activity: Make an Abacus using items (thermocool, beads, strings, cardboard, ice cream sticks etc.)



Name: _____

Class I _____

1. Count and Add:

 +  = _____

2. Subtract the following numbers on the number line:



8 - 4 = _____

3. Add the following :

a) T O

7


+ 2

b) T O

4

+ 1

4. Subtract :



5. Add the following numbers on the number line :



5 + 4 = _____

6. Subtract the following :

a) T O

8

-3

b) T O

7

- 7

7. Fill in the blanks:

a) $9 - 2 =$ _____

b) $10 + 0 =$ _____

8. WORD PROBLEMS :

a) There are 8 birds sitting on a tree. 5 birds flew away .How many birds are left on the tree?

Birds on a tree = _____

Birds flew away = _____

Birds left = _____

Ans = _____

b) Raman has 6 red pencils.Meenahas 4 blue pencils.How many pencils are there in all?

No of red pencils = _____

No of blue pencils = _____

Total no of pencils = _____

Ans = _____

c) Rita bought 7 balloons from the market. 2 balloons burst. How many balloons are left?



Balloons bought = _____

Balloons burst = _____

Balloons left = _____

Ans= _____

d) Sohan planted 4 mango saplings. Priya planted 3 apple saplings. How many saplings did they plant in all?

No of mango saplings planted = _____

No of apple saplings planted = _____

Total saplings planted = _____

Ans = _____

EVS

Activity 1: Act of Kindness Tree. (For roll no. 1-10) Sample enclosed: Steps:

1. On a coloured A4 sheet draw a big tree.
2. Cut leaves from different coloured paper sheets.
3. Write one act of kindness on a leaf daily and paste it on the branch of the tree.



Activity 2: On a coloured A4 sheet make a collage of “Places around us”.

(For roll no. 11-20) Sample enclosed:



Activity 3: Using a cardboard box make a first Aid Box. (For roll no. 21-35) Sample enclosed:



ART

Complete Page no.3 to 12 and Page no. 28, 29 in Art and Craft book.