

ARMY PUBLIC SCHOOL, CHANDIMANDIR
SESSION: 2024-2025
SUMMER HOLIDAYS HOME WORK
CLASS-II



1. Student's must make productive use of their vacation by learning new skills.
2. Eat healthy, stay hydrated and protect themselves from sun stroke.
3. Build the habit of reading.
4. Set up a daily routine

Note: Take the printout of the given worksheets on A4 sheet and Complete it.

English

Max Marks: 15

Name - _____ Class & Section - _____ Roll no. _____

Q1. Read the passage carefully and answer the questions given below:

Kim and Kate were friends. Last Sunday, they went to a park. They flew their kites there. Kim's kite looked like a butterfly. Kate's kite looked like a star. The kites went high up in the sky. They looked so beautiful. All the children clapped to see the kites.

a. Tick the correct option:

i. Kim and Kate were :

Sister friend neighbour

ii. They went to a

Park Zoo Street

iii. Kim and Kate flew their kites on

Saturday Monday Sunday

iv. Kate's kite looked like a

butterfly star sky

Q2. Arrange the given words in Alphabetical order

i. father a. -----

ii. brother b. -----

iii. sister c. -----

iv. doll d. -----

Q3. Read the sentences and identify the underlined words. Write C for common noun and P for proper noun.

i. Annie is a good girl. -----

ii. I ate an egg for the breakfast. - -----

iii. Mumbai is a big city. -----

iv. I have seen the train. -----

Q4. Add -s or -es to make plural of the given nouns.

- i. picture -----
- ii. glass -----
- iii box -----
- iv mango -----


Q5. Change the given masculine gender into the feminine

- i. waiter -----
- ii. bull -----

Q6. Punctuate the given sentences using capital letters, full stop or question mark:

- i. maria is eating fruits -----
- ii. saturday is a holiday -----

Q7. Look at the picture and complete the sentences.



- i. The teacher is writing on the -----.
- ii. The children are using ----- to do painting.
- iii. There is a pile of ----- on the teacher's table.
- iv There is a white -----hanging on the wall.
- v There are -----children in the class.

REVISE ALL THE WORK DONE IN THE NOTE BOOK AND BOOK.

प्र० 1 नीचे दिए गए शब्दों की सहायता से चित्र वर्णन करें।

पार्क, स्कूल, छुट्टियाँ, दोस्तों, यात्रा



गर्मी की _____ बच्चों के लिए बहुत ही मजेदार होती हैं। इस समय पर बच्चे _____ नहीं जाते हैं। यह एक अवसर होता है जब बच्चे अपने _____ के साथ खेलते हैं और मस्ती करते हैं। वे अपने घर के बाहर जाकर _____ में खेलते हैं। वहाँ वे सीखते हैं, हँसते हैं और नए दोस्त बनाते हैं। गर्मी की छुट्टियों में बच्चे अपने परिवार के साथ _____ भी कर सकते हैं। इस प्रकार, गर्मी की छुट्टियाँ बच्चों के लिए खुशी और उत्साह से भरी होती हैं।

प्र० 2 नीचे दिए गए प्रश्नों का उत्तर दें -

क) वस्तुओं को गिनकर संख्या शब्दों में लिखो







ख) दिए गए अक्षरों में मात्राएँ जोड़कर फलों के नाम लिखें -




i. अ न र

ii. अ ग र _____

iii. स त र _____

iv. प प त _____

ग) ऐसे तीन चित्र बनाओ या चिपकाओ जिनके नाम संयुक्त व्यंजन वाले हों । नाम भी लिखो ।



Maths

Q1 .Fill in the blanks:

- If we add 0 to any number, the sum is the number _____.
- When a number is subtracted from itself, we get _____.
- When we add 1 to any number, we get the next number or its _____.
- When we subtract 1 from any number, we get the previous number or _____.
- We can add numbers in any order, the answer will remain the _____.

Q2. In a classroom, there are 43 chalks in one box and 23 chalks in another box. How many chalks are there in all?

Solution: Number of chalks in one box	=	T O _____
Number of chalks in another box	=	_____
Total number of chalks	=	_____

Q3 . A bookseller had 543 notebooks. He sold 411 of them. How many notebooks are left with him?

Solution: Number of notebooks	=	H T O _____
Number of notebooks sold	=	_____
Books left	=	_____

Q4 .Add or Subtract:

a) T O

$$\begin{array}{r} 67 \\ + 26 \\ \hline \end{array}$$

b) H T O

$$\begin{array}{r} 536 \\ - 418 \\ \hline \end{array}$$

Q5. Find the sum by forward counting: (use the grid below for help)

a) $76 + 4 =$ _____

b) $45 + 10 =$ _____

c) $24 + 9 =$ _____

d) $89 + 5 =$ _____

e) $61 + 8 =$ _____

1	2	3	4	5	6	7	8	9	10
11	12	13	14	15	16	17	18	19	20
21	22	23	24	25	26	27	28	29	30
31	32	33	34	35	36	37	38	39	40
41	42	43	44	45	46	47	48	49	50
51	52	53	54	55	56	57	58	59	60
61	62	63	64	65	66	67	68	69	70
71	72	73	74	75	76	77	78	79	80
81	82	83	84	85	86	87	88	89	90
91	92	93	94	95	96	97	98	99	100

Q6. Find the difference by backward counting: (use the above grid for help)

a) $56 - 5 =$ _____

b) $90 - 15 =$ _____

c) $37 - 8 =$ _____

d) $72 - 13 =$ _____

e) $12 - 9 =$ _____

EVS



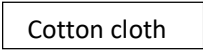
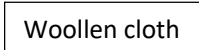


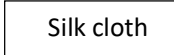
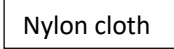
1. Read Chapter-2,3,4 and 5 thoroughly.
2. Revise back exercise of chapters - 2 to 5.
3. Revise notebook work of chapter - 2 to 5.

Activities

Activity 1: Types of Clothes

Paste different types of clothes like cotton, silk, wool and nylon on coloured A-4 Sheet as shown in the sample below. (To be done by all students)

Name- _____ Class- _____

Activity 2: Different Types of Food

1. Roll no.1 to 14 – Draw/ paste and write names of any four energy giving food items on coloured A-4 Sheet.
2. Roll no.15 to 28 –Draw/ paste and write names of any four Body building food items on coloured A-4 Sheet.
3. Roll no.29 onwards – Draw / paste and write names of any four Protective food items on coloured A-4 Sheet.

ART

Complete Page no.3 to 11 and Page no. 24 and 26 in Art and Craft book.